


# Name Tags

1. Decorate your bow with crayons and stickers
2. Don't forget to write your name on it!
3. Cut out your bow and punch two holes at the top
4. Tie a ribbon through the holes and wear it as a name tag!



# Tutus

You will need:

- ⚙ Elastic cord/braid (approx. \_\_\_\_ft per girl)
- ⚙ Tulle in various colors (approx. \_\_\_\_ft per girl)
- ⚙ Adults to help girls start their tutus

Before the event:

1. DO NOT pre-cut the elastic. It is easy to pass it out and cut it to fit each individual girl.
2. DO pre-cut the tulle. You will want to cut it into 6" x 24" strips. This is a suggestion, if you would like experiment and cut them differently, go for it!

To make a tutu:

1. Measure around each girl's waist using the elastic cord and cut to fit each girl snugly.
2. Tie the end of the elastic together
3. Have the girl wear it around her waist while tying on the tulle. This makes tying the tulle on easier.
4. Pass out a handful of pre-cut tulle to each girl. She may run out of this handful, but it is a good start. There are a couple of options:
  - a. Hand out pre-sorted bags of tulle to each girl
  - b. Have each girl come up to a table of tulle and pick the colors that she wants in her tutu
5. Fold one length of tulle in half and tie it on to the elastic. Here is a picture tutorial:



- a. Pull the folded end under the elastic cord, creating a loop
  - b. Reach through the loop and pull the loose ends through
  - c. Pull them snugly against the elastic cord
6. Repeat this tying until your tutu is as full as you would like it to be!

# *Nancy (Simon) Says Manners List*

Play Simon Says, with a 'fancy' twist! Nancy says girls should learn good manners. Using this list, play Nancy Says to practice good manners. Girls should play this while sitting or standing next to a table with chairs.

- 👍 Nancy Says sit up straight
- 👍 Nancy Says make sure your elbows are off the table
- 👎 Put your elbows on the table
- 👍 Nancy Says put your napkin on your lap
- 👍 Leave your napkin on the table
- 👎 Reach over the table
- 👍 Nancy Says ask your neighbor to pass you something from the table
- 👍 Talk with your mouth full
- 👍 Nancy Says chew your food then swallow
- 👍 Nancy Says say please and thank you
- 👎 Sit cross-legged in your chair
- 👍 Nancy Says sit with your feet on the floor
- 👎 Lay down in your chair
- 👍 Nancy Says wipe your mouth with your napkin
- 👍 Nancy Says ask the hostess if you can leave the table
- 👎 Get up and run around the table
- 👎 Sit on the floor
- 👍 Nancy Says say excuse me before leaving the table

Feel free to make up your own "Nancy Says" good manners or just play Simon Says after you have reviewed all the good and bad manners.

# Fancy Bingo!

## Directions:

1. Photocopy the fancy pictures (below) and fancy bingo card (on the next page), and distribute one set of fancy pictures and one fancy bingo card to each player.
2. Have each player create their own fancy bingo card by cutting out the fancy pictures and taping their favorites in the ten blank boxes on their fancy bingo card.
3. After all of the fancy bingo cards have been created, randomly point to each image and say what it is aloud. If a player has the matching image on their card, tell them to circle it.
4. The first player to circle 5 pictures in a row will call out, "I am Fancy!" and sing the FANCY song (lyrics on the next page) to win.



## Fancy Pictures



Baseball cap



Camera



Binoculars



Lace gloves



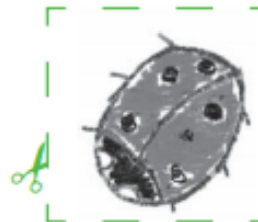
Magnifying glass



Sunglasses



Maracas



Ladybug



Ant



Spider




Teacup



Caterpillar



Butterfly



Sun



Moon

# Fancy Bingo Card

F	A	N	C	Y

When you circle 5 pictures in a row, yell, "I am Fancy!"  
and sing (to the tune of BINGO):

I know a girl who is so fancy  
And Nancy is her name, oh

F-A-N-C-Y

F-A-N-C-Y

F-A-N-C-Y

And Nancy is her name, oh!



 HarperCollinsChildren'sBooks • [www.fancynancybooks.com](http://www.fancynancybooks.com)