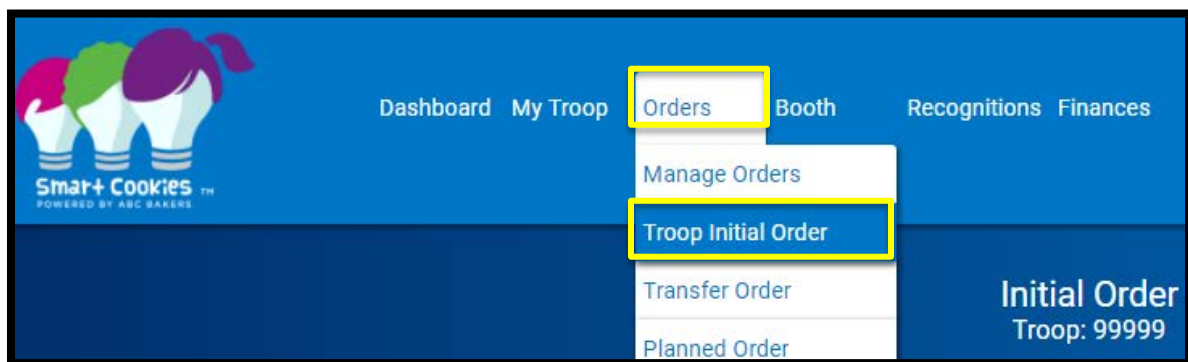


## Initial Order – Smart Cookies Guide









### Initial Order - in CASES

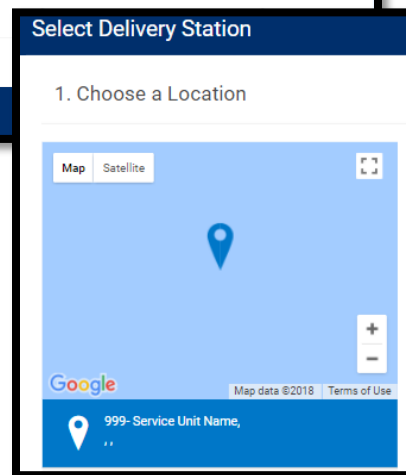
When placing your Initial Order in Smart Cookies, you will be ordering in CASES (1 case = 12 packages).

1. To place your Initial Order, log into Smart Cookies, go to the *Orders* tab, and select *Troop Initial Order* from the dropdown.



2. Enter your quantities in CASES by variety and click *Save*.

			Troop Order	Extras	Total Packages
	Thanks-A-Lot	\$0.00	<input type="text" value="0"/>	0	0
	S'mores	\$0.00	<input type="text" value="0"/>	0	0
	Lemonades	\$0.00	<input type="text" value="0"/>	0	0
	Shortbread	\$0.00	<input type="text" value="0"/>	0	0
	Thin Mints	\$0.00	<input type="text" value="0"/>	0	0
	Peanut Butter Patties	\$0.00	<input type="text" value="0"/>	0	0
	Caramel deLites	\$0.00	<input type="text" value="0"/>	0	0
	Peanut Butter Sandwich	\$0.00	<input type="text" value="0"/>	0	0
<b>Total</b>		\$0.00			



3. Select your Delivery Station (you may only have one) and click *Save*.

For suggestions of how many of each variety to order in your Initial Order please use the [Initial Order Estimator](#) on the Bridge!